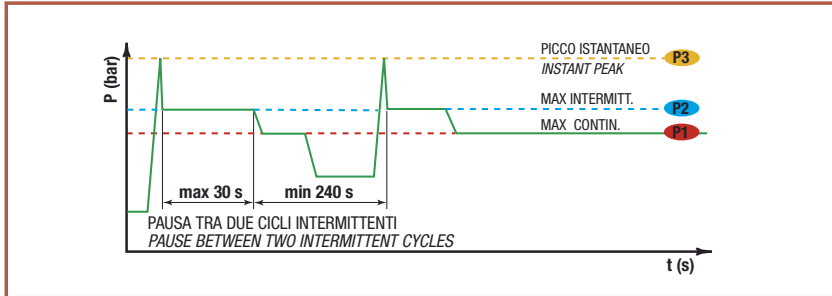


DATI TECNICI - TECHNICAL DATA

ESEMPIO CICLI LAVORO - EXAMPLE OF WORKING CYCLES

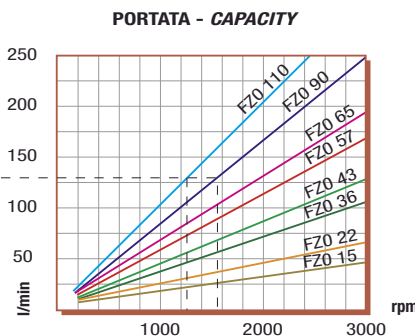
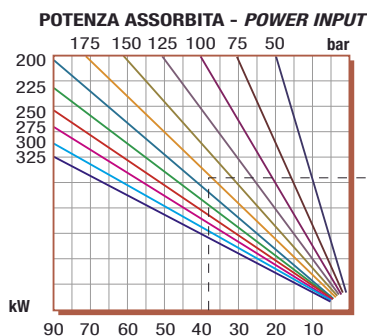


Pressione d'aspirazione: Inlet pressure:	0.7 ÷ 1.5 bar (assoluti/absolute)
Campo viscosità lavoro: Operating viscosity range:	12 ÷ 100 cSt
Temperatura fluido °C (t): Fluid temperature °C (t):	-10° + 80° C

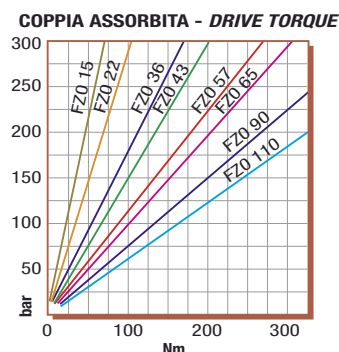
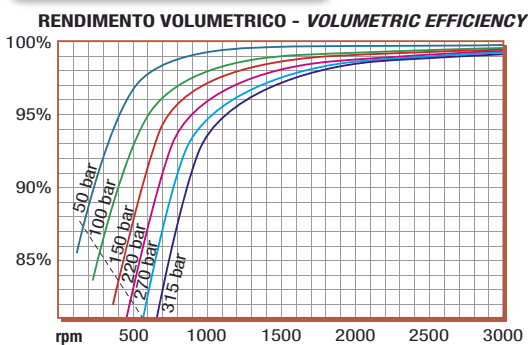
Pressione Lavoro Working Press. P2	Contaminazione - Contamination		Filtro - Filter βx = 75
	NAS 1638	ISO 4406	
≤ 200 bar	12	21/18	40 μm
≥ 200 bar	11	20/17	25 μm

◀ **FILTRAZIONE CONSIGLIATA (ritorno o mandata)**
RECOMMENDED FILTERING (return or outlet)

TIPO - TYPE			FZ015	FZ022	FZ036	FZ043	FZ057	FZ065	FZ090	FZ0110
	Cilindrata Displacement	Vg	cm ³ /n cm ³ /rev.	15	22	36	43	57	65	84
Pressione massima continua Max continuous operating pressure	P1	bar	315	305	300	280	240	220	210	180
Pressione massima intermittente Max intermitt. operat. press. (max 30 s)	P2		340	330	325	305	265	240	230	200
Pressione massima di picco Max peak pressure (≤ 0.1 s)	P3		450	450	450	400	380	350	300	250
Velocità massima intermittente Max intermittent speed (P ≤ 20 bar)	n3	n/min r.p.m.	4000	4000	3500	3500	3500	3500	3500	3000
Velocità massima continua Max continuous speed (≤ P1)	n1		2500	2500	2200	2200	2000	1800	1500	1500
Velocità minima intermittente Min intermittent speed (≤ P2 x 0.5) (max 30 s)	n4		450	450	350	350	300	300	300	300



DIAGRAMMI - DIAGRAMS



RILIEVI ESEGUITI CON OLIO
 ISO VG 46 A 50° C (√= 30 cSt)
 THE ABOVE SPECIFICATIONS
 REFER TO OIL TYPE ISO
 VG 46 AT 50° C (√=30 cSt)