

FZO

Pompa ad Ingranaggi Gear Pump

CODICE DI ORDINAZIONE - ORDERING CODE

200 FZO 015 D S
 | | | | |
 TIPO/TYPE CILINDRATA/DISPLACEMENT ROTAZIONE/ROTATION
 D = DESTRO/CLOCKWISE
 S = SINISTRO/ANTICLOCKWISE
 DIN 5462
 POMPA AD INGRANAGGI/GEAR PUMP

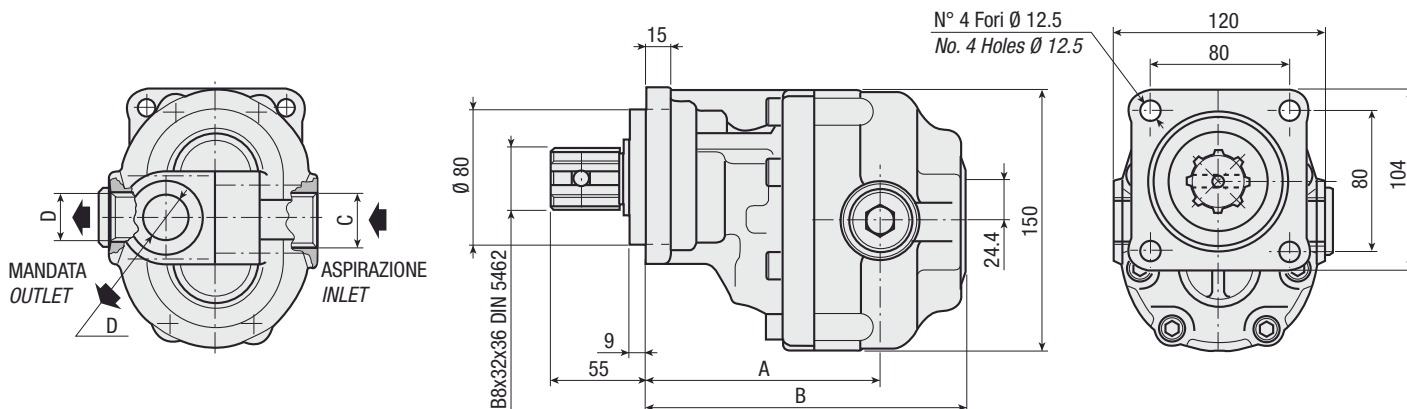
DIN
5 4 6 2
SE

FZO 15
 FZO 22
 FZO 36
 FZO 43
 FZO 57
 FZO 65
 FZO 90
 FZO 110



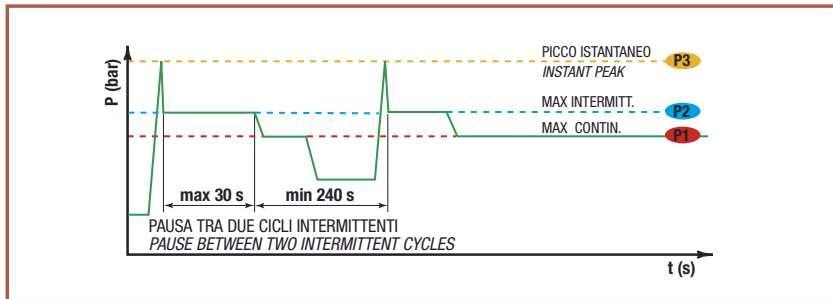
CARATTERISTICHE E DATI TECNICI - SPECIFICATIONS AND TECHNICAL DATA

TIPO TYPE	CODICE CODE	CILINDRATA DISPLACEMENT cm ³ /rev.	A mm	B mm	C ASPIRAZIONE INLET	D MANDATA OUTLET	PESO WEIGHT kg
FZO 15	200FZ0015 D S	15	123	169	3/4" G	1/2" G	10.8
FZO 22	200FZ0022 D S	22	128	174	3/4" G	1/2" G	11.3
FZO 36	200FZ0036 D S	36	126	184	3/4" G	1/2" G	12
FZO 43	200FZ0043 D S	43	131	189	1" G	3/4" G	12.4
FZO 57	200FZ0057 D S	57	138	199	1" G	3/4" G	13.2
FZO 65	200FZ0065 D S	65	143	204	1" G	3/4" G	13.7
FZO 90	200FZ0090 D S	84	152,5	219	1" 1/4 G	1" G	14.7
FZO 110	200FZ0110 D S	105	164,5	231	1" 1/4 G	1" G	16.5



DATI TECNICI - TECHNICAL DATA

ESEMPIO CICLI LAVORO - EXAMPLE OF WORKING CYCLES



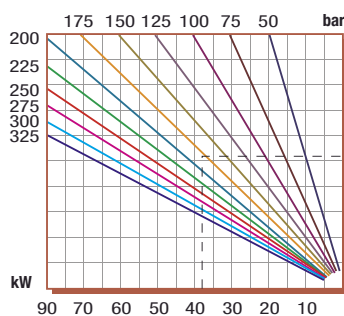
Pressione d'aspirazione: Inlet pressure:	0.7 ÷ 1.5 bar (assoluti/absolute)
Campo viscosità lavoro: Operating viscosity range:	12 ÷ 100 cSt
Temperatura fluido °C (t): Fluid temperature °C (t):	-10° + 80° C

Pressione Lavoro Working Press. P2	Contaminazione - Contamination		Filtro - Filter βx = 75
	NAS 1638	ISO 4406	
≤ 200 bar	12	21/18	40 μm
≥ 200 bar	11	20/17	25 μm

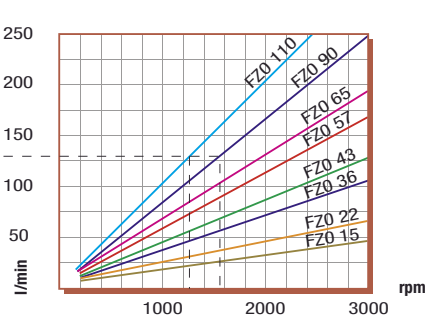
◀ **FILTRAZIONE CONSIGLIATA (ritorno o mandata)**
RECOMMENDED FILTERING (return or outlet)

TIPO - TYPE			FZ015	FZ022	FZ036	FZ043	FZ057	FZ065	FZ090	FZ0110
	Vg	cm ³ /n cm ³ /rev.	15	22	36	43	57	65	84	105
Cilindrata Displacement										
Pressione massima continua Max continuous operating pressure	P1	bar	315	305	300	280	240	220	210	180
Pressione massima intermittente Max intermitt. operat. press. (max 30 s)	P2		340	330	325	305	265	240	230	200
Pressione massima di picco Max peak pressure (≤ 0.1 s)	P3		450	450	450	400	380	350	300	250
Velocità massima intermittente Max intermittent speed (P ≤ 20 bar)	n3	n/min r.p.m.	4000	4000	3500	3500	3500	3500	3500	3000
Velocità massima continua Max continuous speed (≤ P1)	n1		2500	2500	2200	2200	2000	1800	1500	1500
Velocità minima intermittente Min intermittent speed (≤ P2 x 0.5) (max 30 s)	n4		450	450	350	350	300	300	300	300

POTENZA ASSORBITA - POWER INPUT

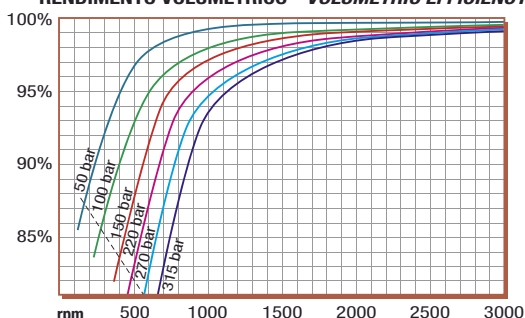


PORTATA - CAPACITY

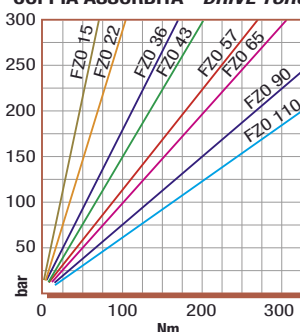


DIAGRAMMI - DIAGRAMS

RENDIMENTO VOLUMETRICO - VOLUMETRIC EFFICIENCY



COPPIA ASSORBITA - DRIVE TORQUE



RILIEVI ESEGUITI CON OLIO
 ISO VG 46 A 50° C (√= 30 cSt)
 THE ABOVE SPECIFICATIONS
 REFER TO OIL TYPE ISO
 VG 46 AT 50° C (√=30 cSt)